

6GFM200 (12V200Ah)



6GFM200 is a general purpose battery with 10 years floating design life, meet with IEC, JIS .BS and Eurobat standard. With heavy duty grid, thickness plates, special additives, GFM series battery have long and reliable standby service life. Our GFM Series batteries keep high consistent for better performance in series usage.




Cells Per Unit	6
Voltage Per Unit	12
Capacity	200Ah@10hr-rate to 1.75V per cell @25°C
Weight	Approx. 60.0 Kg
Max. Discharge Current	2000A (5 sec)
Internal Resistance	Approx. 4 mΩ
Operating Temperature Range	Discharge: -20°C~60°C Charge: 0°C~50°C Storage: -20°C~60°C
Normal Operating Temperature Range	25°C±5°C
Float charging Voltage	13.6 to 13.8 VDC/unit Average at 25°C
Recommended Maximum Charging Current Limit	60 A
Equalization and Cycle Service	14.6 to 14.8 VDC/unit Average at 25°C
Self Discharge	QIANGJUN batteries can be stored for more than 6 months at 25°C. Self-discharge ratio less than 3% per month at 25°C. Please charge batteries before using.
Terminal	Terminal F12/F16
Container Material	A.B.S. (UL94-HB), Flammability resistance of UL94-V1 can be available upon request.



Dimensions

Unit: mm Dimension: 522(L)×240(W)×219(H)



Constant Current Discharge Characteristics: A (25°C)

F.V/Time	5MIN	10MIN	15MIN	30MIN	1HR	2HR	3HR	4HR	5HR	8HR	10HR	20HR
9.60V	626.88	463.10	355.68	230.00	130.00	72.618	52.200	43.200	35.360	24.844	21.006	11.109
10.0V	610.12	440.64	348.38	226.20	129.40	72.072	52.000	43.000	35.152	24.642	20.804	10.907
10.2V	574.92	425.09	342.91	224.20	128.20	71.526	51.600	42.800	34.944	24.440	20.602	10.705
10.5V	516.26	392.26	326.50	218.60	127.00	70.980	51.400	42.400	34.528	24.238	20.400	10.503
10.8V	480.38	357.70	300.96	209.00	124.00	69.706	50.000	41.400	33.904	23.834	20.198	10.301
11.1V	418.18	319.68	269.95	195.80	117.80	66.612	47.800	39.400	32.448	22.824	19.592	9.6950

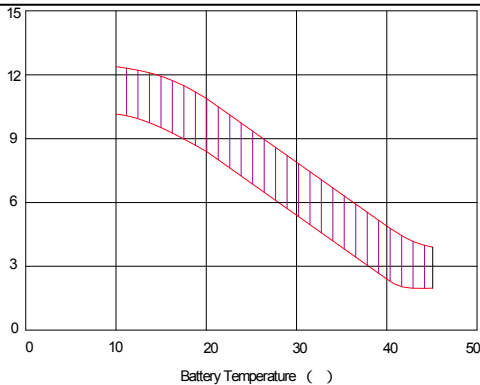
Constant Power Discharge Characteristics: W(25°C)

F.V/Time	5MIN	10MIN	15MIN	30MIN	1HR	2HR	3HR	4HR	5HR	8HR	10HR	20HR
9.6V	5970.5	4501.0	3498.1	2595.6	1486.8	835.38	602.40	499.20	409.34	288.28	236.20	124.76
10.0V	5848.5	4299.0	3425.4	2563.2	1479.6	832.10	601.20	498.00	406.85	287.07	233.78	123.55
10.2V	5520.9	4155.8	3378.9	2533.2	1468.8	824.46	597.60	495.60	405.60	284.65	232.57	122.34
10.5V	4971.4	3840.0	3221.9	2475.6	1454.4	816.82	594.00	492.00	401.86	282.23	230.14	121.13
10.8V	4610.2	3486.6	2960.3	2362.8	1418.4	804.80	579.60	478.80	395.62	276.17	227.72	119.92
11.1V	3979.5	3096.4	2643.4	2214.0	1344.0	767.68	550.80	456.00	375.65	266.48	220.45	115.07

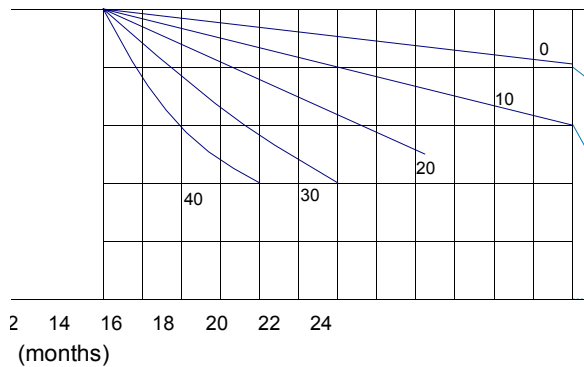
All mentioned values are average values.



Effect of temperature on long term float life



Storage characteristic



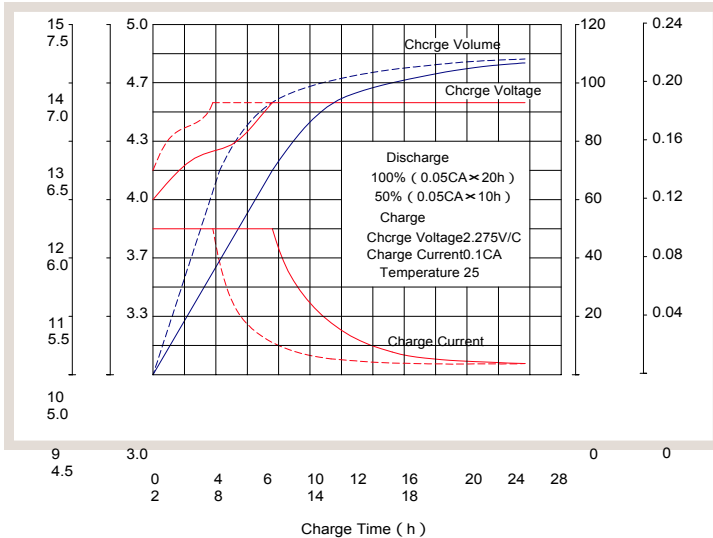
Supplementary charge required (Carry out supplementary charge before use if 100% capacity is required)

Supplementary charge required before use. This supplementary charge will help to recover the capacity and should be made as early as possible.

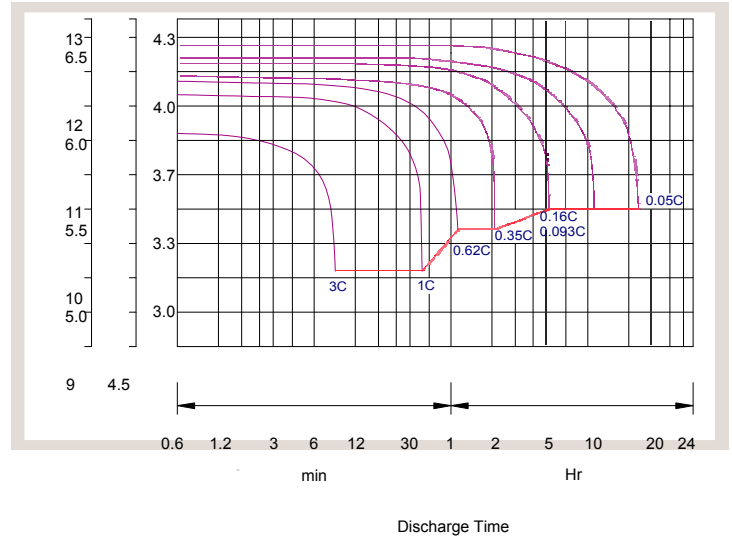
Supplementary charge may often fail to recover the capacity. The battery should never be left standing till this state is reached

Supplementary charge and storage guidelines

Charge characteristic Curve for standby use



Discharge characteristic Curve



Capacity Factors With Different Temperature

Battery Type		-20	-10	0	5	10	20	25	30	40	45
GEL Battery	6V&12V	50%	70%	83%	85%	90%	98%	100%	102%	104%	105%
	2V	60%	75%	85%	88%	92%	99%	100%	103%	105%	106%
AGM Battery	6V&12V	46%	66%	76%	83%	90%	98%	100%	103%	107%	109%
	2V	55%	70%	80%	85%	92%	99%	100%	104%	108%	110%

Discharge Current VS. Discharge Voltage

Final Discharge Voltage V/cell	1.75V	1.70V	1.60V
Discharge Current (A)	(A) ≤ 0.2C	0.2C < (A) < 1.0C	(A) ≥ 1.0C

Charge the batteries at least once every six months, if they are stored at 25°C.

Charging Method:

Constant Voltage	-0.2Cx2h+2.4-2.45V/cellx24h, Max. Current 0.3CA
Constant Current	-0.2Cx2h+0.1CAx12h
Fast	-0.2Cx2h+0.3CAx4.0h

Maintenance & Cautions

Float Service:
Every month, recommend inspection every battery voltage.
Every three months, recommend equalization charge for one time.
Equalization charge method:
Discharge: 100% rate capacity discharge.
Charge: Max. current 0.3CA, constant voltage 2.4-2.45V/Cell charge 24h.
Effect of temperature on float charge voltage: -3mV/°C/Cell.
Length of service life will be directly affected by the number of discharge cycles, depth of discharge, ambient temperature and charging voltage.