



3FM5.5 (6V5.5Ah)



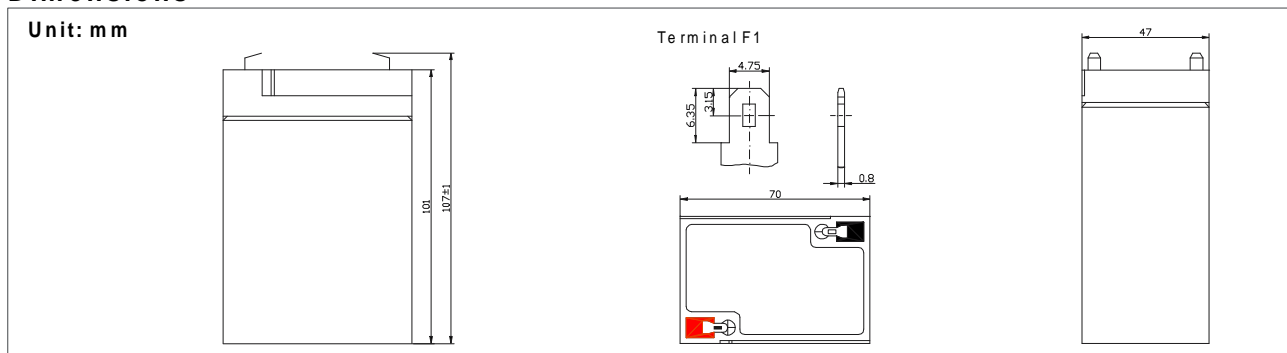
3FM5.5 is a general purpose battery with 5 years life in standby service, or more than 260 cycles at 100% D.O.D by cyclic use. As with all Qiangjun batteries, all FM models are rechargeable, highly efficient, leak proof and maintenance free.

Specification

Cells Per Unit	3
Voltage Per Unit	6
Capacity	5.5Ah @ 20hr-rate to 1.75V per cell @ 25°C
Weight Max. Discharge C	Approx. 0.85 Kg
urrentInternal Resistan	50 A (5 sec)
ce	Approx. 20 m
Operating Temperature Range	Discharge: -20°C ~60°C Charge: 0°C~50°C St orage: -20°C~60°C
Normal Operating Temperature Range	25°C±5°C
Float charging Voltage	6.8 to 6.9 VDC/unit Average at 25°C
Recommended Maximum Charging Current Limit	1.5 A
Equalization and Cycle Service	7.25 to 7.45 VDC/unit Average at 25°C
Self Discharge	Qiangjun batteries can be stored for more than 6 month at 25°C. Please charge batteries before using. For high temperature, the time interval will be shorter.
Terminal	Faston Tab 187(F1)
Constaainer Material	A.B.S. (UL94-HB) Flammability resistance of UL94-V2 can be available upon request.



Dimensions



Constant Current Discharge Characteristics Unit: A(25°C)

F.V/Time	5 MIN	10 MIN	15 MIN		1 HR	2 HR	3 HR	4 HR	5 HR	8 HR	10 HR	20 HR
1.60V	22.8	15.3	11.7	6.45	3.82	2.29	1.41	1.16	0.93	0.68	0.54	0.30
1.67V	21.4	14.2	11.0	6.35	3.80	2.27	1.40	1.15	0.92	0.68	0.53	0.29
1.70V	20.2	13.8	10.8	6.30	3.77	2.27	1.40	1.14	0.92	0.68	0.53	0.29
1.75V	18.3	12.9	10.2	6.16	3.71	2.24	1.39	1.14	0.91	0.68	0.52	0.28
1.80V	16.3	12.0	9.65	6.01	3.66	2.20	1.38	1.13	0.91	0.68	0.51	0.26
1.85V	14.4	11.1	9.09	5.86	3.61	2.17	1.37	1.13	0.90	0.68	0.51	0.26

Constant Power Discharge Characteristics Unit: W(25°C)

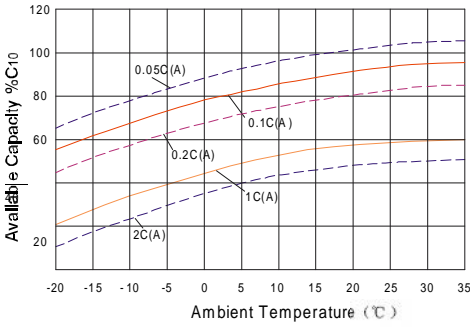
F.V/Time	5 MIN	10 MIN	15 MIN	30 MIN	1 HR	2 HR	3 HR	4 HR	5 HR	8 HR	10 HR	20 HR
1.60V	44.0	28.6	23.2	12.9	7.63	4.57	2.81	2.30	2.18	1.37	1.07	0.60
1.67V	41.3	27.5	22.0	12.7	7.61	4.54	2.81	2.29	2.17	1.37	1.06	0.58
1.70V	40.4	26.7	21.5	12.6	7.59	4.53	2.80	2.29	2.16	1.36	1.05	0.57
1.75V	36.5	25.6	20.4	12.3	7.46	4.46	2.78	2.28	2.16	1.35	1.04	0.54
1.80V	32.6	23.9	19.3	12.0	7.34	4.40	2.76	2.26	2.15	1.35	1.02	0.53
1.85V	28.7	22.3	18.2	11.7	7.21	4.33	2.74	2.24	2.15	1.35	1.01	0.51

3FM5.5

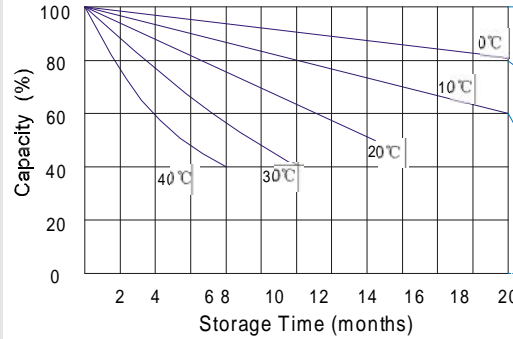
6V5.5Ah



Temperature effects curve



Storage characteristic



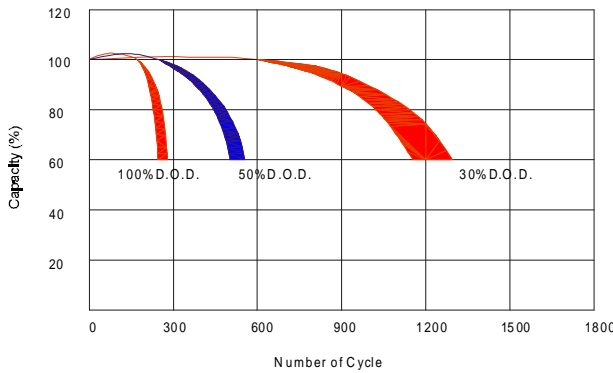
Supplementary charge required (Carry out supplementary charge before use if 100% capacity is required)

Supplementary charge required before use. This supplementary charge will help to recover the capacity and should be made as early as possible.

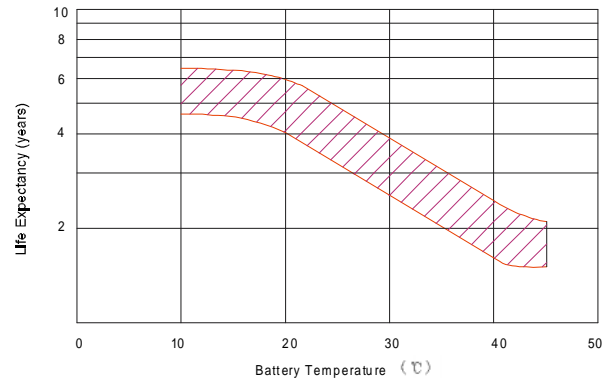
Supplementary charge may often fail to recover the capacity. The battery should never be left standing till this state is reached

Supplementary charge and storage guidelines

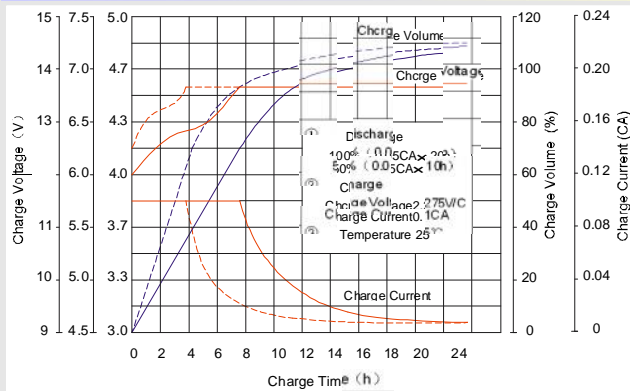
Life characteristics of cyclic use



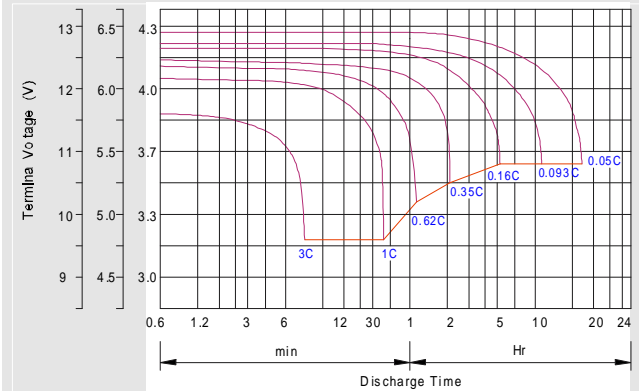
Effect of temperature on long term float life



Charge characteristic curve for standby use



Discharge characteristic curve



Charging Procedures

Application	Charge Voltage (V)			Max. Charge Current
	Temperature	Set point	Allowable range	
Cycle Use	25°C	14.7	14.4~15.0	0.3C
Standby	25°C	13.7	13.6~13.8	0.3C

Discharge Current VS. Discharge Voltage

Final Discharge Voltage V/cell	1.75V	1.70V	1.60V
Discharge Current (A)	(A) ≤ 0.2C	0.2C < (A) <	(A) ≥ 1.0C

Charge the batteries at least once every six months, if they are stored at 25°C.

Charging Method:

Constant Voltage	7.25~7.45V, 5~11h, Max. Current 0.1CA
Constant Current	0.1CA × 5h
Fast	0.3CA × 1.7h

Charging Procedures (6V series)

Application	Charge Voltage (V)			Max. Charge Current
	Temperature	Set point	Allowable range	
Cycle Use	25°C	7.35	7.25~7.45	0.3C
Standby	25°C	6.85	6.8~6.9	0.3C

QIANGJING BATTERY CO.,LTD
Mudan Road Xiacheng Town,
Yuefang District,
Xiangtan City, Hunan P.R.China